

HOW TO PREP FOR THE DOCK EXAMINATION

Taking the 2017 DOCK Examination?
Here's how to get ready in five simple steps.

1

CHOOSE YOUR EXPERIENCE

Will you take the test from your home or office?
Or will you travel to a test center? If you
haven't already set your location and test
appointment, now is the time to do so.



2

DOUBLE-CHECK YOUR ID


Take a moment to compare the name on your
government-issued identification card and the
name you use on the ABO website. If they don't
match, contact the Board Office.



3

DOWNLOAD THE FREE CONTENT OUTLINE


Subject matter experts from around the
country developed the MOC Content Outline
for the 2017 DOCK Examination on abop.org.



4

FIND YOUR STRENGTHS WITH FREE PORT MODULES


Use the ABO's PORT Modules to assess your
strengths and weaknesses as you build your
study plan. Three PORTs are free to all
diplomates; additional modules are \$100 each.



5

TAKE ADVANTAGE OF QUARTERLY QUESTIONS

Supplement your study with the 2017 Quarterly
Questions Pilot Program, which offers Core
ophthalmic questions on-demand on any
device with real-time performance feedback.



Questions? Contact the Board Office at
610-664-1175 or MOC@abop.org.